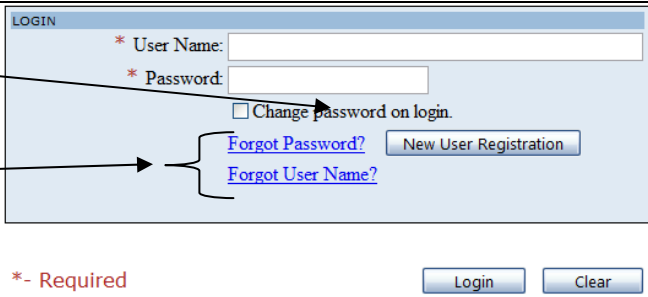
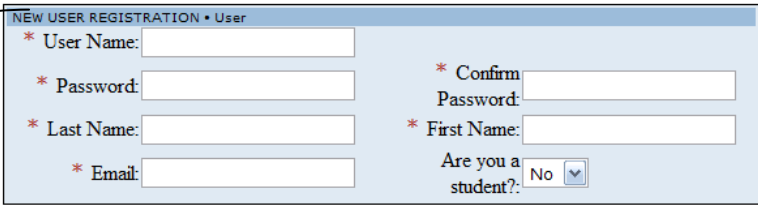
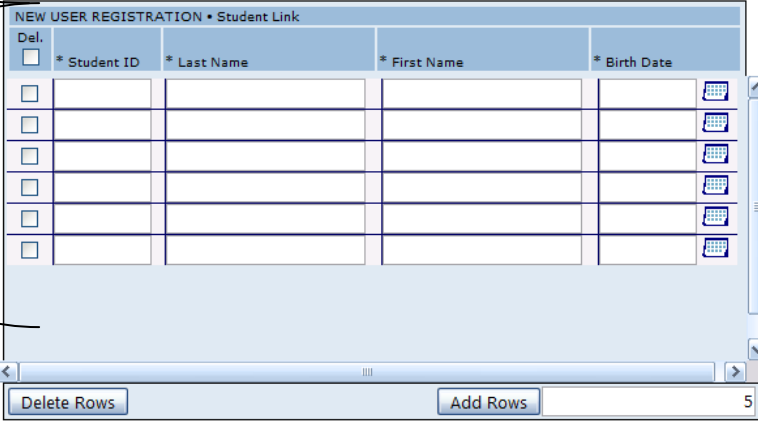
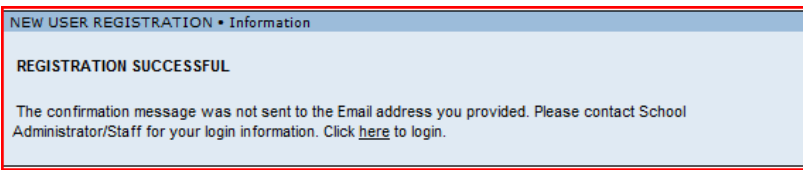
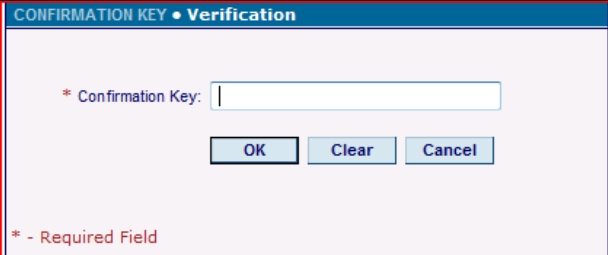


## Logging Into the Maine 207 Student/Parent Portal

The Maine 207 Student/Parent Portal allows students and parents to see information about student grades and enrollment. We encourage you to use it as an important resource to achieve while in the Maine 207 Schools.

<p>Go to <a href="http://www.maine207.org">http://www.maine207.org</a> or to your school's homepage and Click on the link called Student/Parent Portal</p>	
<p>Click on "New User Registration"</p> <p>If revisiting and you have forgotten your username or password you can use these links to access them</p>	
<p>Enter the requested information: <u>User Name</u> must be unique and no more than 10 characters <u>Password</u> must be between 6 and 20 characters. <u>Parents</u> select "NO" for the question "Are you a student" <u>Students</u> Select "YES" for the question "Are you a student"</p> <p>Parents: Enter in students' information for all of your children Students: Enter your information</p> <p><u>Note:</u> Last Name, First Name, Email, Student Last Name, Student First Name, and Student ID <b>MUST</b> match the information listed in the student's school records.</p>	
<p>Click "SAVE"</p>	<p style="text-align: center;">* - Required Field</p> <p style="text-align: right;"><input type="button" value="Save"/> <input type="button" value="Clear"/> <input type="button" value="Back"/></p>
<p>You will then see this screen</p> <p><b><u>A temporary PIN will be emailed to the address on file.</u></b> Check your email to retrieve this number (it may go into your spam folder)</p>	
<p>Go back to <a href="http://www.maine207.org">http://www.maine207.org</a> or to your school's homepage and Click on the link called Student/Parent Portal</p>	<p>Enter your username and password</p>
<p>Enter the 10 digit PIN found in the email that was sent to you.</p> <p>Note: you will only need to enter this when entering for the first time.</p>	
<p>You will now be into the Parent/Student Portal</p>	

## Features of the Maine 207 Portal

<p><u>My Students</u>: Allows you to change between other children you have added to the portal</p>				
<p><u>Student Schedules</u>: Displays the selected student’s current schedule and shows the bell schedule when hovering with the mouse over the Prd. column.</p>				
<p><u>Attendance</u>: Shows month to month attendance records by period. Recorded by absence code (key is found at the bottom of the attendance page).</p>				
<p><u>Grades</u>: Shows grades, performance, and progress. This information becomes available when reports are sent home.</p>				
<p><u>Assignments</u>: Displays recent grade activity by course. A summary of this information can also be found on the “My Students” screen. Detail will display additional information about each assignment.</p>				
<p><u>Transcripts</u>: Display past grade information – not an official transcript.</p>				
<p><u>Contacts</u>: This displays your current contact information. To update this information contact your school’s guidance department.</p> <p style="text-align: center;">East 847-692-8528 South 847-692-8213 West 847-803-5768</p>				
<p><u>Testing</u>: Displays standardized test scores on file with the school.</p>				
<p><u>Recommendations</u>: Used during the window each year when scheduling occurs.</p>				
<p><u>Course Request</u>: Used during the window each year when scheduling occurs.</p>				
<p><u>Options</u>: Allows you to add multiple students to your account. Add the information in the boxes below the area that looks like this:</p> <table border="1" style="width: 100%;"><tr><td>* Student ID</td><td>* Last Name</td><td>* First Name</td><td>* Birth Date</td></tr></table> <p>Click “save”. The information must match exactly with the information for that student on file.</p>	* Student ID	* Last Name	* First Name	* Birth Date
* Student ID	* Last Name	* First Name	* Birth Date	
<p><u>Logout</u>: Can be used to exit the system</p>				

My Students
Student Schedules
Attendance
Grades
Assignments
Summary
Detail
Transcripts
Contacts
Testing
Recommendations
Course Request
Options
Other Info
LOGOUT

If you have any questions please contact Hank Thiele, Director of Technology at 847-692-8075.